

HFD41/41A (HM4100F/4101F)


SUBMINIATURE SIGNAL RELAY

CUS

File No.:E170653



File No.:40000155



Features

- Extremely low cost
- 2A switching capability
- 1 Form C configuration
- Standard PCB layout
- Wash tight and flux proofed types available
- Environmental friendly product (RoHS compliant)
- Outline Dimensions: (15.7 x 11.0 x 12.0) mm

CONTACT DATA

Concat arrangement	1C
Contact resistance	100mΩ (at 1A 24VDC)
Contact material	AgNi
Contact rating (Res. load)	H: 1A 120VAC/30VDC N,B: 1A 240VAC/30VDC 2A 120VAC
Max. switching voltage	240VAC / 30VDC
Max. switching current	2A
Max. switching power	240VA / 30W
Mechanical endurance	1 x 10 ⁷ OPS
Electrical endurance	1 x 10 ⁵ OPS

CHARACTERISTICS

Insulation resistance		100MΩ (at 500VDC)
Dielectric strength	Between coil & contacts	1000VAC 1min
	Between open contacts	500VAC 1min
Operate time (at nomi. volt.)		10ms max.
Release time (at nomi. volt.)		5ms max.
Shock resistance	Functional	100m/s ² (10g)
	Destructive	1000m/s ² (100g)
Vibration resistance		10Hz to 55Hz 1.5mm DA
Humidity		35% to 85% RH
Ambient temperature		-25°C to 70°C
Termination		PCB (DIP)
Unit weight		Approx. 5g
Construction		Wash tight, Flux proofed

Notes: 1) The data shown above are initial values.

2) Please find coil temperature curve in the characteristic curves below.

COIL

Coil power	B: 450mW; N: 360mW; H: 200mW
------------	------------------------------

COIL DATA

at 23°C

Nominal Voltage VDC	Pick-up Voltage VDC	Drop-out Voltage VDC	Max. Allowable Voltage VDC	Coil Resistance x (1±10%) Ω		
				H	N	B
3	2.3	0.3	3.9	45	25	20
5	3.8	0.5	6.5	120	70	56
6	4.5	0.6	7.8	180	100	80
9	6.8	0.9	11.7	400	220	180
12	9.0	1.2	15.6	700	400	320
24	18.0	2.4	31.2	2800	1600	1280

SAFETY APPROVAL RATINGS

UL&CUR	2A 125VAC
	1A 240VAC
	1A 30VDC
VDE (HFD41A)	1A 30VDC
	1A 250VAC COSØ =1
	2A 125VAC COSØ =1

Notes: Only some typical ratings are listed above. If more details are required, please contact us.



HONGFA RELAY

ISO9001、ISO/TS16949、ISO14001、OHSAS18001 CERTIFIED

2007 Rev. 2.00

ORDERING INFORMATION

		HFD41 HFD41A	-012	-N	S	(XXX)
Type ¹⁾	HFD41/HFD41A HM4100F/HM4101F (Old type)					
Coil voltage	3, 5, 6, 9, 12, 24 VDC					
Coil power	B: 450mW N: 360mW H: 200mW					
Construction	S: Wash tight Nil: Flux proofed					
Customer special code ²⁾	Only for special requirements, e.g. 555 stands for RoHS compliant					

Notes: 1) We have now gradually updated our ordering information. We suggest new type should be selected. If necessary, old type can be kept for some period for the old customers.

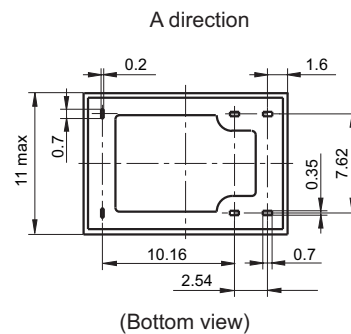
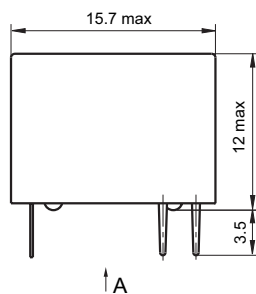
2) HFD41/HFD41A is an environmental friendly product. Please mark a special code (555) when ordering.

OUTLINE DIMENSIONS, WIRING DIAGRAM AND PC BOARD LAYOUT

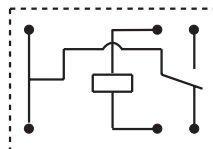
Unit: mm

Outline Dimensions

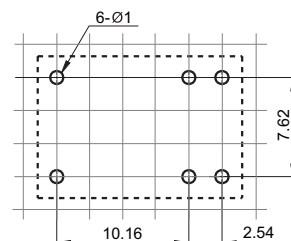
HFD41



Wiring Diagram (Bottom view)



PCB Layout (Bottom view)

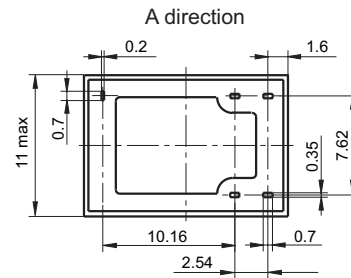
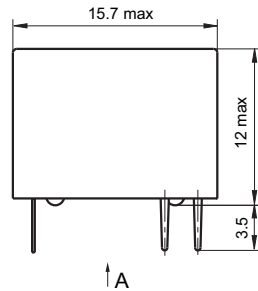


OUTLINE DIMENSIONS, WIRING DIAGRAM AND PC BOARD LAYOUT

Unit: mm

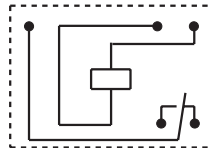
HFD41A

Outline Dimensions

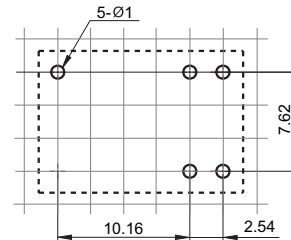


(Bottom view)

Wiring Diagram (Bottom view)

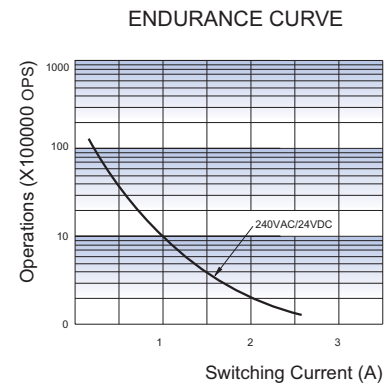
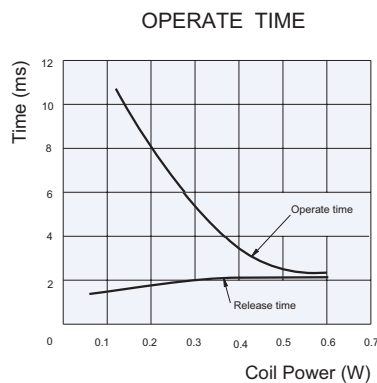
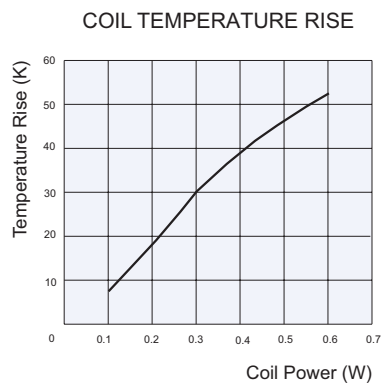


PCB Layout (Bottom view)



- Remark: 1) In case of no tolerance shown in outline dimension: outline dimension $\leq 1\text{mm}$, tolerance should be $\pm 0.2\text{mm}$; outline dimension $> 1\text{mm}$ and $\leq 5\text{mm}$, tolerance should be $\pm 0.3\text{mm}$; outline dimension $> 5\text{mm}$, tolerance should be $\pm 0.4\text{mm}$.
 2) The tolerance without indicating for PCB layout is always $\pm 0.1\text{mm}$.
 3) The width of the gridding is 2.54mm.

CHARACTERISTIC CURVES



Disclaimer

This datasheet is for the customers' reference. All the specifications are subject to change without notice.

We could not evaluate all the performance and all the parameters for every possible application. Thus the user should be in a right position to choose the suitable product for their own application. If there is any query, please contact Hongfa for the technical service. However, it is the user's responsibility to determine which product should be used only.

© Xiamen Hongfa Electroacoustic Co., Ltd. All rights of Hongfa are reserved.